

# SUPERMARKET, WHOLESALE & HYPER SHELVING



## **ASHFORD SHELVING 1330**

**Specifically designed and developed for South African Hyper & Super Store operators.**


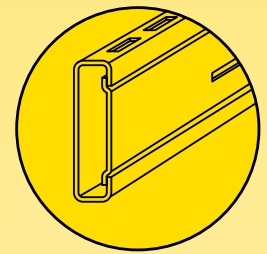
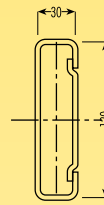

Features that make these systems the obvious choice in storage & display equipment include: 4 part basic system

- ◆ Easy assembly & adjustment
- ◆ Extensive range of accessories
- ◆ Superior carrying capacities
- ◆ Maximum display capabilities.

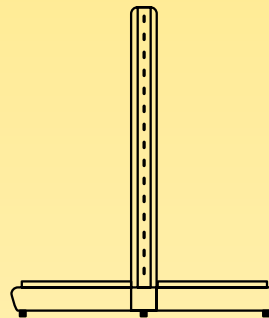




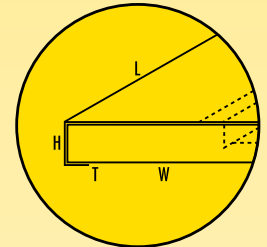
**Wholesale Gondola**




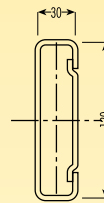
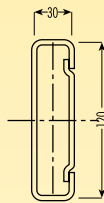
Single Sided Gondola



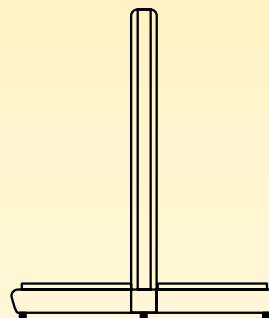
Double Sided Gondola



**Metric Gondola**



Single Sided Gondola



Double Sided Gondola

**Wholesale / In-rack Standard Shelf Sizes**

WIDTH	DEPTH
900	300
1200	380
1330	450
	550
	600
	650
	700
	730
	750
<b>THICKNESS:</b>	1.2
<b>HEIGHT:</b>	30

**Metric Standard Shelf Sizes**

WIDTH	DEPTH
900	400
1000	450
1200	500
	600
<b>THICKNESS:</b>	1.2
<b>HEIGHT:</b>	25



**In-rack Gondola**

The In-rack system also offers combined overhead bulk storage capability thus maximising overhead space and increasing stock capacity.

Other sizes on request



Ashford Retail Equipment Company **SOUTH AFRICA**  
 P.O. Box 285 Saxonwold 2132  
 Tel: +27 11 740 9143 Fax: +27 11 740 5089  
 Cell: +27 84 443 0577 Email: ashreqco@iafrica.com

Ashford Retail Equipment Co. (Pty) LTD **AUSTRALIA**  
 P.O. Box 332 Rose Bay 2029 NSW  
 Cell: 612 41 999 7450  
 Email: godfreyabraham@bigpond.com

[www.ashfordsa.co.za](http://www.ashfordsa.co.za)